



READ THIS !

The Following sheets contain way more detail and info than many venues need.

Ultimately, all Mark needs to perform is a room with a 2 channel sound system and some basic lights.

For gigs within a 8 hour drive of Charlottesville, Virginia Mark only needs a place to perform and can bring and run EVERYTHING ELSE.

These pages are designed as a guide to help reduce tech time and make the process easy for all parties.

Remember Mark is VERY FLEXIBLE and can adjust to ANY situation and equipment available.

Look forward to working with you.

Mark Nizer

Mark Nizer Tech

Stage Plot

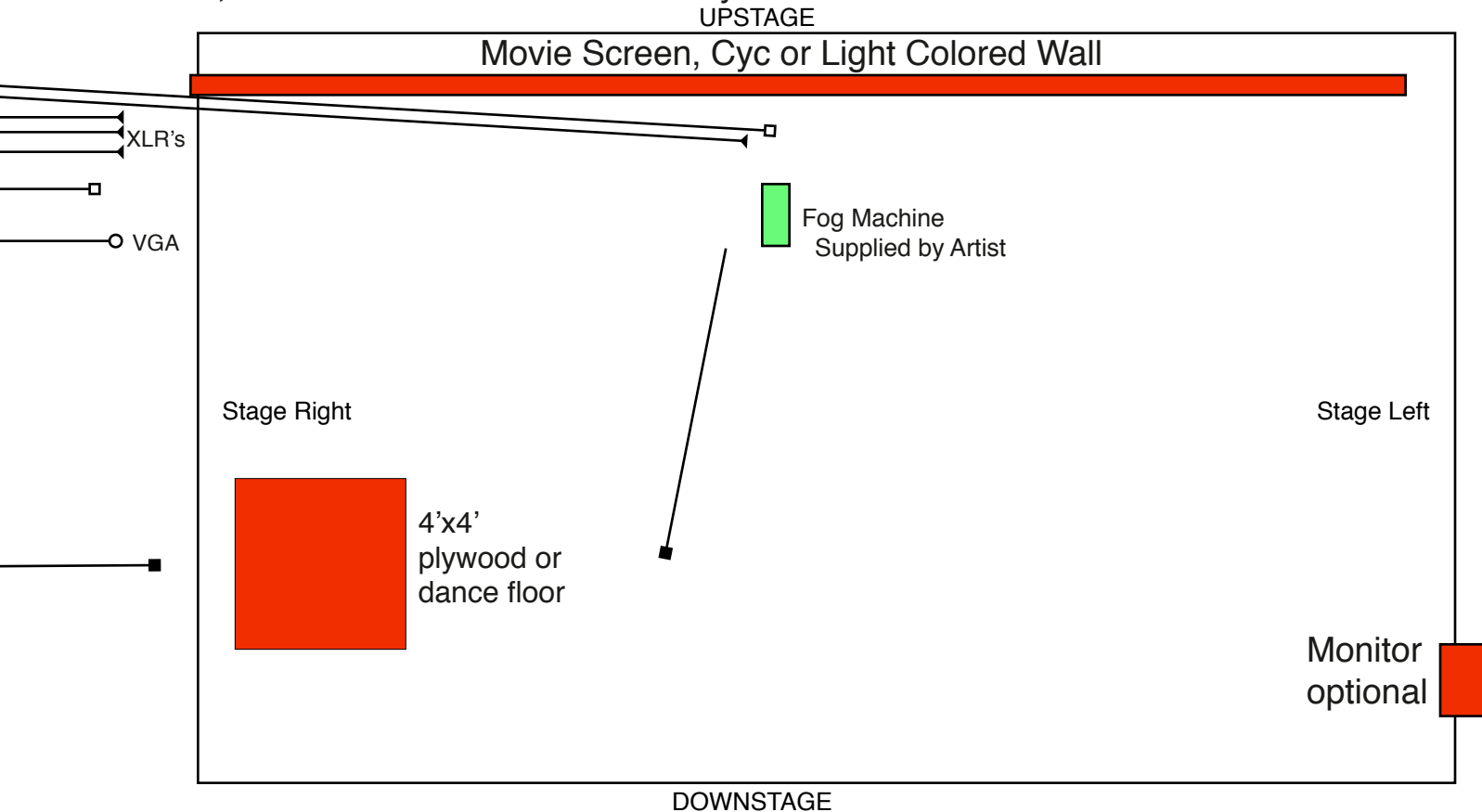


Needed on stage:

- 4 XLR Mic cables, for supplied Countryman wireless, stereo out of computer. —————▶
- 3 Grounded Power Cords ■ —————
- 2 Grounded Power Strips or Quad Box □ —————
- 1 Sound Monitor (optional)
- 1 Movie Screen, White Cyc or Light colored wall or curtain
- 1 Projector with VGA input (Artist May be able to supply this if not available). ○ —————
- 1 piece 3/4" Plywood or Dance Floor approx 4' x 4'

Supplied By Artist:

- A small paper box may be attached to a fly pipe, light bar, truss or border.
- A ball drop may be attached to a fly pipe, truss or light bar.
- 2 Fans, Shure Wireless Mic with Countryman Headset.



NOTES:



For more info visit [Nizer.com](http://www.nizer.com)

A downloadable version of this can be found at: <http://www.nizer.com/pages/resources.html>

Mark Nizer • 434 974 9699 • mark@nizer.com



Items needed for Show

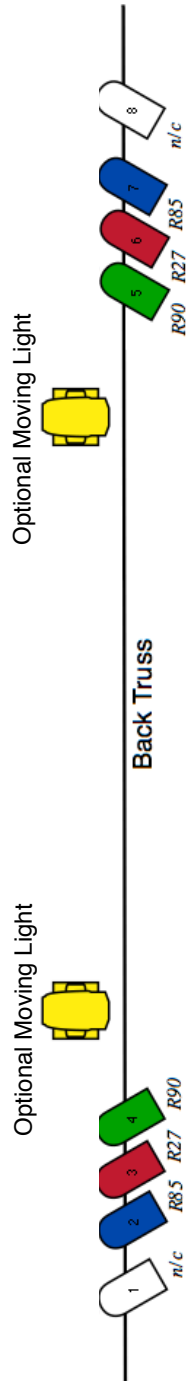
Items Needed on Stage:	Items Needed in Dressing Room:
1 LARGE Red Apple	1 Ripe Banana
2 Bottles of water	
2 Rolls of Scott™ Toilet Tissue* (bought in a four pack) 	<p>HOSPITALITY:</p> <p><i>Food (if needed):</i> Spicy Thai, Indian or Asian food. Mark IS NOT a vegetarian. Also, carrots and humus are good.</p> <p><i>Drinks:</i> Cold Cranberry Juice</p>
1 Quart or Gallon of Coleman Fuel (Optional) 	
<p style="color: red; font-size: 2em; opacity: 0.5; transform: rotate(-45deg); position: absolute; left: 10%; top: 10%;">OPTIONAL</p> <p style="color: red; font-size: 2em; opacity: 0.5; transform: rotate(45deg); position: absolute; right: 10%; top: 10%;">OPTIONAL</p>	



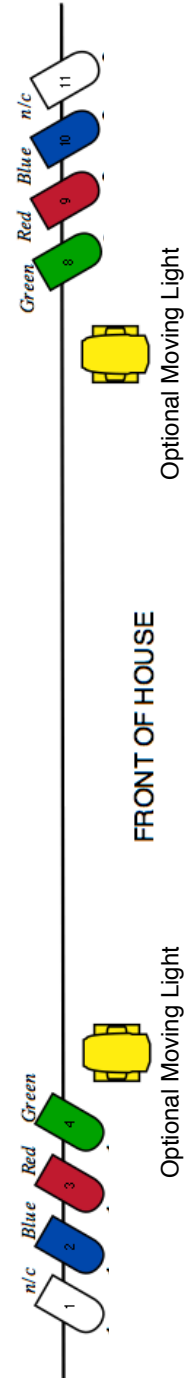
Light Plot

STAGE
LEFT

NOTE: This light plot is a basic idea of what is needed. Mark can adapt to ANY situation depending on your budget and what is available at the event. Mark will run light cues via his computer, normally via DMX. If there are moving lights he will trigger the board via Midi Show Control (MSC). All modern lighting boards support this feature. If there are additional lights available that are not shown on this plot Mark may use them to build the looks used for the show. In some cases Mark will bring lights with him and this plot will not be needed.



STAGE
RIGHT



NOTE: Please try to keep FRONT LIGHT off the CYC or movie screen.